

ROUND-UP

360 Degrees of Visual Impact!

Make your message come full circle with Round-Up. Use it as a podium, column, or even a showcase. Make it tall or stout. It is strong enough to be used as a display base. Whatever type of wrap you prefer, it will attach to the robust plates with just magnetic tape. It's as quick to assemble (estimated 30 seconds) as it is easy to exchange panels. Add the optional middle plates to change and elevate the set-up configuration when the need arises. Change its look and function each time you've got something new to say. Round-Up is a tool you can use all year round.



SPECIFICATIONS

Round-Up, set of top and bottom plates in light grey, w. magnetic tape attached. Other colours available. Panel wrap not included.

45610 Set of Top & Bottom Plates, Light Grey, diam. 22" (56 cm)

Wrap: Laminated inkjet, Frontrunner, or transparent substrate, w. magnetic strips on top & bottom edges and Velcro tape to connect wrap vertically. Recommended thickness 0.02-0.03"

Plate: ABS plastic

Packaging: Carrying box with built-in resilient plastic handle for plates and triangular carton box for panel wrap

OPTIONAL PARTS & ACCESSORIES

45611 Bottom Plate, Light Grey, diam. 22" (56 cm)

45612 Top Plate, Light Grey, diam. 22" (56 cm)

45613 Middle Plate, Light Grey, diam. 22" (56 cm)

46115 Wrap for Round-Up, Frontrunner, Black

PACKAGING: Carton boxes

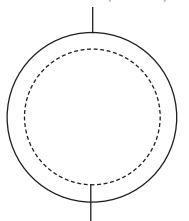
The wrap comes in a re-usable protective triangular carton box cut to fit the height of the wrap.



The plates come in a sturdy re-usable carrying box. The built-in resilient plastic handle makes it convenient to take on the go. One box can hold one set of top and bottom plates, or one middle plate.

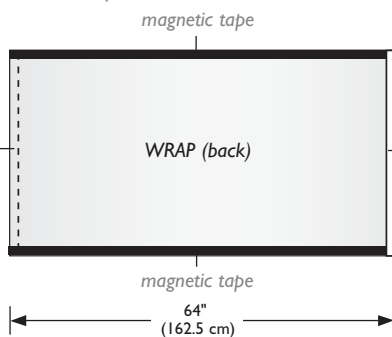


top & bottom plates diam. 22" (56 cm)



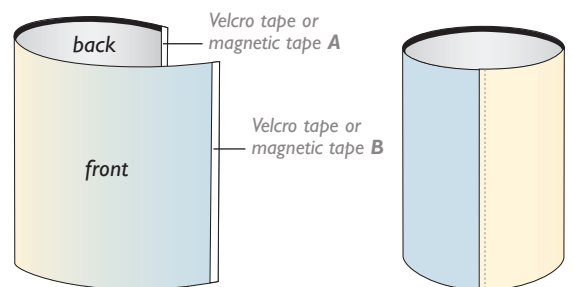
graphic panel diam. 20" (51 cm)

1" (2.5 cm) Velcro tape or magnetic tape (on the front of the wrap)



The wrap is vertically connected with Velcro tape or magnetic tape and attached to the plates with magnetic tape. The magnetic tape on the top and bottom of the wrap is cut 1" (2.5 cm) shorter as not to overlap the Velcro tape.

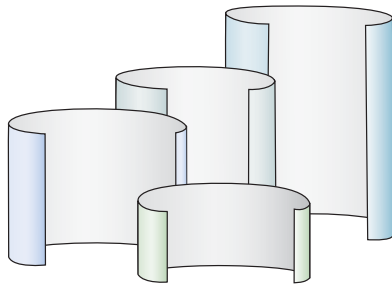
The two vertical ends of the wrap join to each other by overlapping Velcro tape or magnetic tape A onto tape B.



ROUND-UP

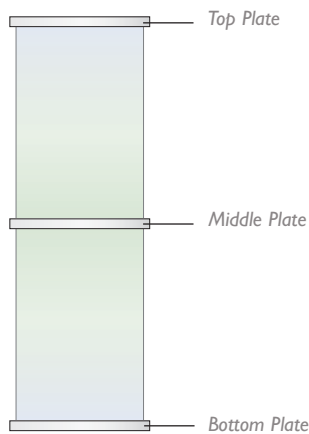
WRAP: Customized height

The wrap can be customized to desired height. For height above 60" (152.4 cm), it's recommended to split the display using a Middle Plate.



Graphics define the height of the unit.

PLATES: ABS plastic



TOP PLATE

w. connecting ring underneath



MIDDLE PLATE

w. connecting ring on both sides



BOTTOM PLATE

w. connecting ring on top side

SET-UP COMBINATIONS: Single or Stacked

You can create your own displays by combining wraps and plates. It's as quick to assemble (estimated 30 seconds) as it is easy to exchange panels. With the help of Middle Plates you can change the set-up configuration or just add-on when the need arises.





graphic panel

transparent panel


VERSATILE PANEL MATERIALS:

The wrap can be made out of an array of different materials such as graphic panel, Fronrunner fabric, transparent plastic for creating a showcase, or translucent material for backlit.



transparent panel with a section of graphic

graphic panel



vinyl graphic

transparent panel

Vinyl graphic can be mounted on the transparent panel to add a dynamic look to your showcase.



Fronrunner fabric

Vinyl graphics with Velcro tape can be attached to the surface of the Fronrunner fabric.

APPLICATIONS:

Combine with other Accenta products for different display purpose.



with PopUp Elite



with FabricWall